

LINDSELL SUTURED IOL MARKER



Simplify the process of marking sclerotomies used in 4-point sutured IOL fixation



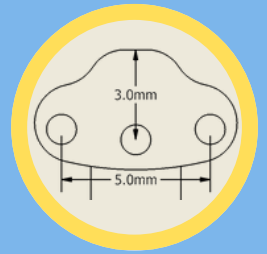

Toric Marker and Measurement Stamp in one



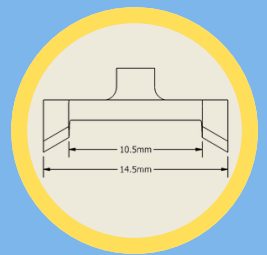

Provide consistency while saving time in the operating room



Angled handle for visualization under the microscope



**3mm Limbus marker
+
Measurement Stamp**



Toric marker



Luke Lindsell OD, MD.
Cincinnati Eye Institute



"Sutured IOL's require multiple measurements to ensure good centration without tilt. This device simplifies the process for marking the sclerotomies used in 4 point sutured IOL fixation, ensuring a great outcome every time!"

To learn more about the
Lindsell Sutured IOL Marker &
the entire Vortex Product Line, visit:
www.vortexsurgical.com

